


MB017 CPF/CKDF Multi-Bay Backplane Module



INSTALLATION GUIDE



• Front-panel description



• Content Description




• Removable Hard Drive
Enclosure Rack Kit

• Installation Guide



• Accessory bag
6#-32 Flat Head screw x 12 pcs
6#-32 Truss Head screw x 12 pcs
Miniature key x 2
Key x 2 (MB017CKDF only)

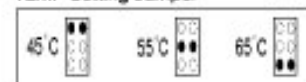
• Back-plane description



• HDD - Power/Access

1	P1.Power LED 1 (+)	P2.Power LED 1 (-)
3	P3.HDD Access 1 (+)	P4.HDD Access 1 (-)
5	P5. -----	P6. -----
7	P7. -----	P8. -----
9	P9.Power LED 2 (+)	P10.Power LED 2 (-)
11	P11.HDDAccess 2 (+)	P12.HDD Access 2 (-)
13	P13.Power LED 3 (+)	P14.Power LED 3 (-)
15	P15.HDD Access 3 (+)	P16.HDD Access 3 (-)

• TEMP Setting Jumper



• HDD - Fail signal



This for MB017 use only

1	P1.HDD fail-in1 (+5V)
2	P2.Over heat out (H)
3	P3. -----
4	P4.Fan-fail out (H)
5	P5.HDD fail-in2 (+5V)
6	P6.GND
7	P7.HDD fail-in3 (+5V)
8	P8.GND

• ID Setting

Dip switch No.	1	2	3	4
Digital signal	1	2	4	8

• Failure indicators description

A. MB017CKDF

- When housing temperature exceeds the preset temperature setting, the Failure Indicator will indicate Amber color and the alarm buzzer sounds.
- When fan becomes dysfunctional, the Failure Indicator will indicate Red color and the alarm buzzer sounds.
- Deactivate the alarm buzzer by pressing the Reset button.
- The Failure Indicator will still indicate Amber (or Red) and will not revert until the failure is properly repaired.

B. MB017CPF

- When housing temperature exceeds the preset temperature setting, the Failure Indicator will indicate Red color.
- The Failure Indicator will still indicate Red and will not revert until the failure is properly repaired.