


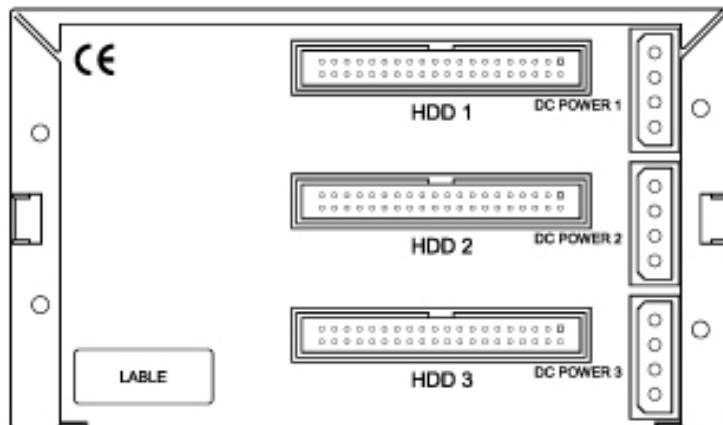
MB989 AF

Multi-Bay Backplane Module



INSTALLATION
GUIDE

• Back View




• Content Description



• Removable Hard Drive
Enclosure Rack Kit



• Accessory bag
M3 x 6 screw *8 pieces
6#-32 screw *12 pieces



• Installation Guide

• Display front panel indicators

▶▶ 1. Reset Button



2. Power Indicator (Green) / Overheat & Fan failure (Amber)




3. HDD1 Access LED (Amber)



4. HDD2 Access LED (Amber)



5. HDD3 Access LED (Amber)



Note :

1. When housing temperature exceeds default setting, the power indicator will indicate Amber color and the alarm buzzer sounds.
2. When the fan is disconnected, the power indicator color will change to Amber.
3. When the alarm buzzes, press the reset button located on the front panel to stop the buzzing.
4. The power indicator will still indicate Amber and will not revert until the failure is properly repaired.
5. The above testing results were obtained under the surrounding temp at 25°C